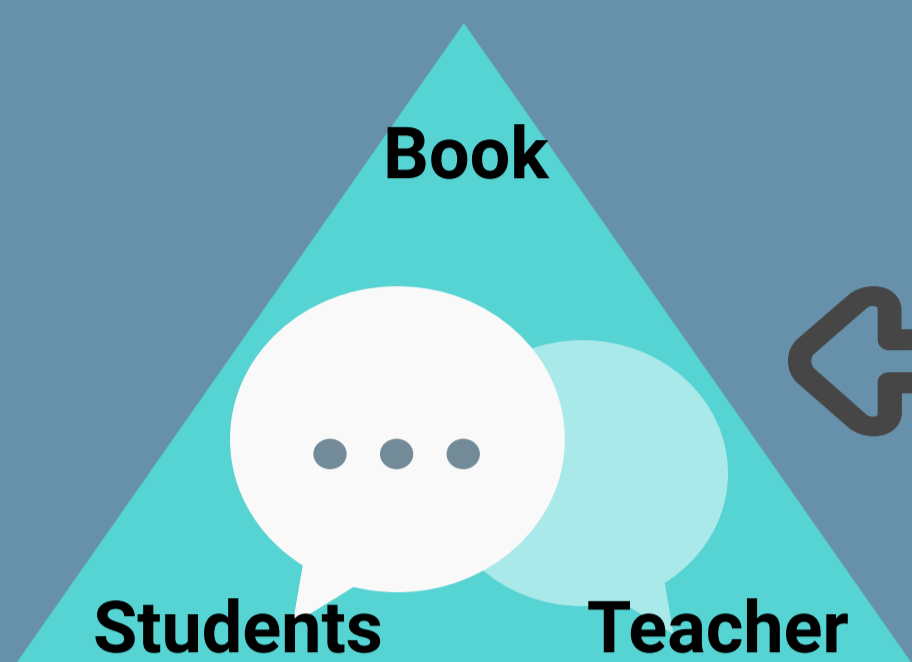



A picture walk is a technique used by a teacher prior to reading to:

- stimulate students' interest
- examine text components to make predictions and construct meaning with others
- get students talking in English
- preview vocabulary



Picture books provide an opportunity for oral interaction as a whole class or in small groups, stimulated by the both the text and illustrations, driven by the teacher.



Links to the PFEQ

-Develop ESL and cross-curricular competencies

-Develop and use strategies

-Explore authentic English cultural products

-Build functional language and language repertoire

-Ask and answer questions

Elementary English as a Second Language Program, online version, pages 351-362

Tip

Find a book that inspires you to explore the images.

Tip

Ask open-ended questions to encourage oral interaction.

Tip

Focus students' attention on interesting details.

Tip

Give students time to reflect and respond.

Questions for any text or image

What do you wonder?

What does it mean?

Why do you think that?

What might happen?

What do you notice?

Elements
to
Explore

character

action

visuals

setting

emotions

point of view

plot

repetition


sequencing

Next



Steps

Check your predictions.



Retell the story.

Write dialogue for the characters.

